



In partnership with



## CATERPILLAR PESTS OF BRASSICA CROPS – 28 October 2021

**This is the last update for 2021**

Page	Contents
2	Introduction
3	Diamondback moth sightings 2021
5	Diamondback moth monitoring in commercial crops 2021
11	Silver Y moth sightings 2021
13	Numbers of butterflies and moths captured at Wellesbourne in 2021
15	Background
16	Historical information from 2020



In partnership with



## Introduction

This year we are monitoring diamond-back moth, silver Y moth, cabbage moth, large white butterfly and small white butterfly. Some background on these and other caterpillar pests is below.

### Diamondback moth

- Information from citizen science web sites is summarized on this web page: [Diamondback moth sightings 2021 \(warwick.ac.uk\)](https://warwick.ac.uk/diamondbackmoth)
- Information from commercial crops (pheromone traps sponsored by FMC) is summarized on this web page: [Monitoring diamond-back moth in commercial crops 2021 \(warwick.ac.uk\)](https://warwick.ac.uk/monitoring-diamond-back-moth)
- Pheromone trap captures in Warwickshire will be summarized below as they become available.
- Information for Lincolnshire in the Syngenta Brassica Alert [Brassica Alert | Syngenta](https://www.syngenta.co.uk/brassica-alert)

### Silver Y moth

- Information from citizen science web sites is summarized on this web page: [Silver Y moth sightings 2021 \(warwick.ac.uk\)](https://warwick.ac.uk/silverymoth)
- Pheromone trap captures in Warwickshire will be summarized below as they become available.
- Information for Lincolnshire in the Syngenta Brassica Alert [Brassica Alert | Syngenta](https://www.syngenta.co.uk/brassica-alert)

### Cabbage moth

- Pheromone trap captures in Warwickshire will be summarized below as they become available.

### Small white and large white butterfly

- Pheromone trap captures in Warwickshire will be summarized below as they become available.



In partnership with

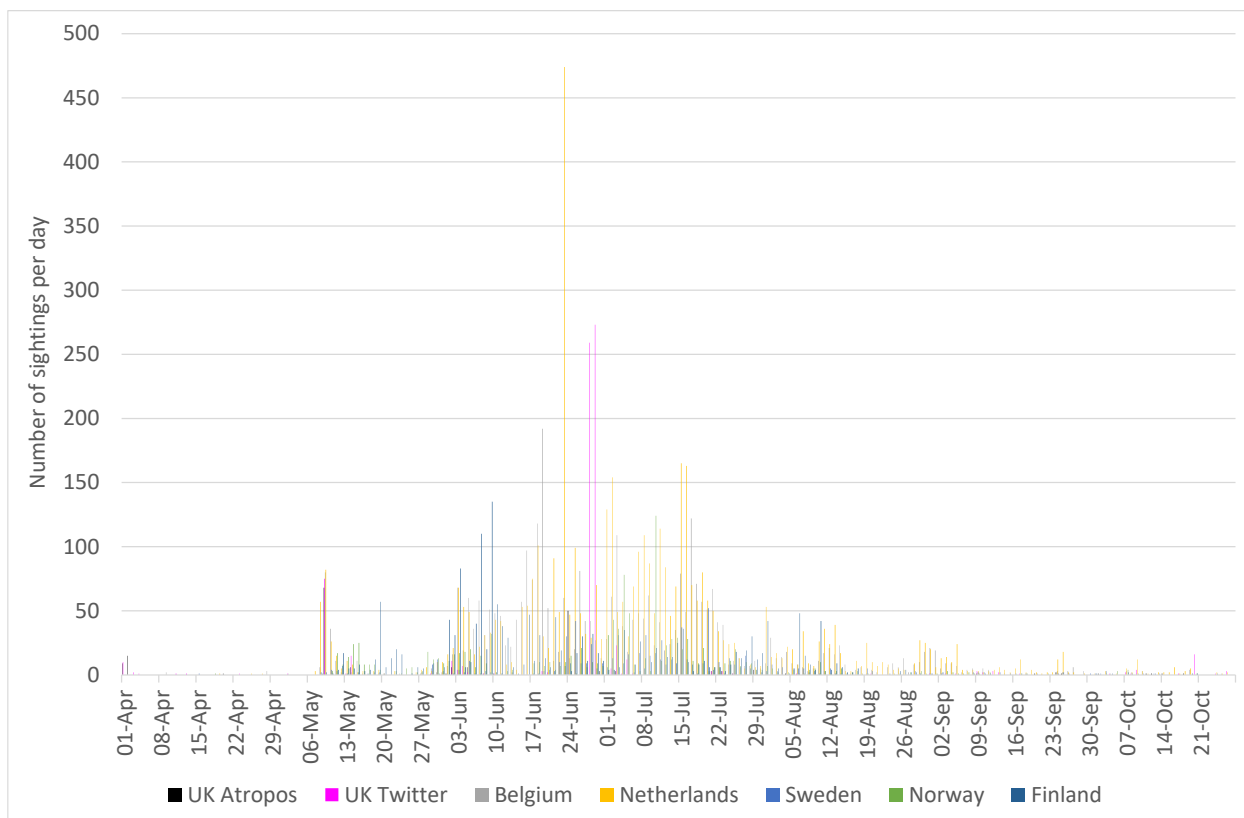


### Diamondback moth – citizen science sightings 2021

You can see the citizen science counts from early April:

<https://warwick.ac.uk/fac/sci/lifesci/wcc/research/pests/plutella/sightings2021/>

The graph below shows sightings by citizen scientists in 2021.



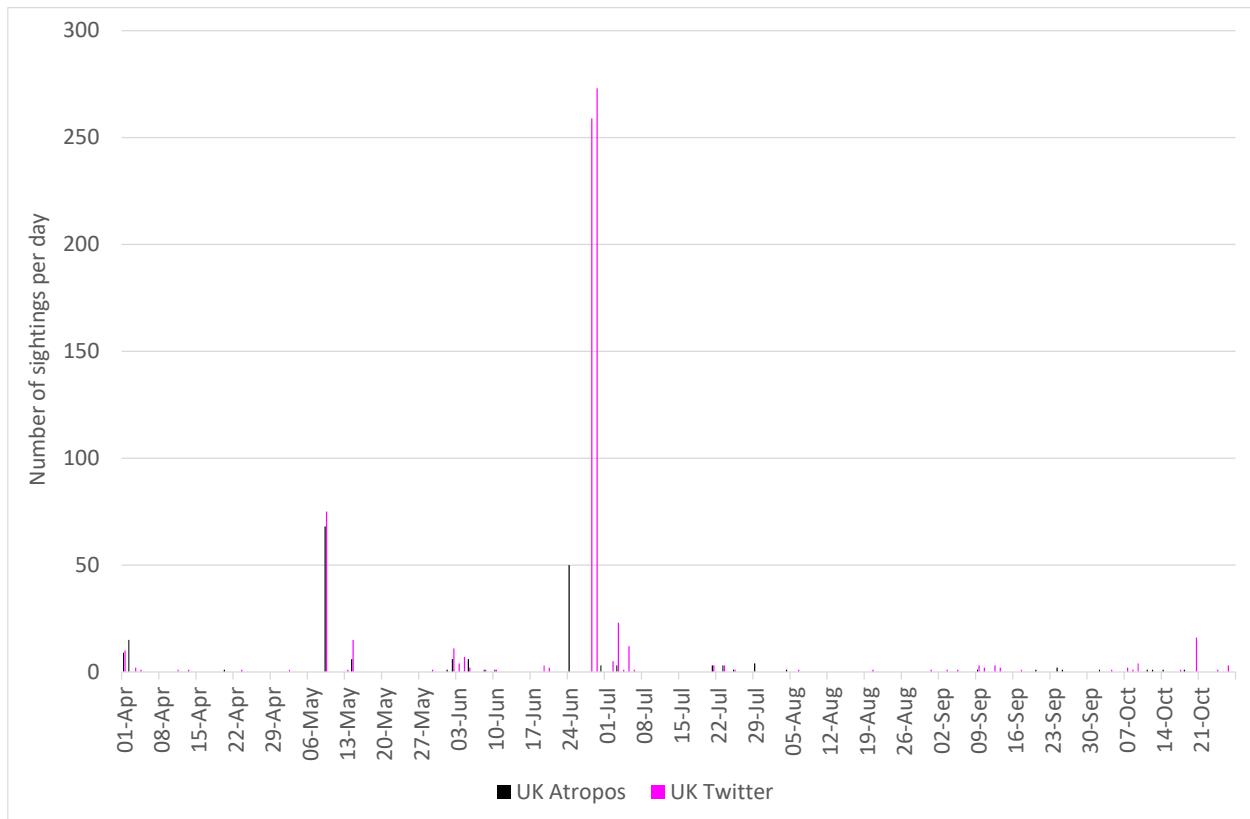


In partnership with



### Diamondback moth – citizen science sightings 2021

The graph below shows sightings by citizen scientists in the UK in 2021.



## Diamondback moth monitoring in commercial crops 2021 – September

Pheromone traps are being set up in a number of locations in commercial crops. Information from these locations (pheromone traps sponsored by FMC) is summarized on this web page:

<https://warwick.ac.uk/fac/sci/lifesci/wcc/research/pests/plutella/trapping2021>. Captures are summarized below.

Date	Location	Number of moths	Number of traps	Mean number of moths per trap
12 October	Traps removed at Wellesbourne			
12 October	Wellesbourne, Warwick	0	2	0
8 October	Wellesbourne, Warwick	0	2	0
5 October	Wellesbourne, Warwick	0	2	0
1 October	Wellesbourne, Warwick	0	2	0
28 September	Wellesbourne, Warwick	0	2	0
24 September	Wellesbourne, Warwick	0	2	0
21 September	Wellesbourne, Warwick	0	2	0
17 September	Lincolnshire (Kirton, Old Leake, Gosberton)	0	3	0
17 September	Wellesbourne, Warwick	0	2	0
15 September	Cornwall (Gwinear, Mithian, Cury Cross, Veryan)	2	4	0.25
14 September	Wellesbourne, Warwick	0	2	0
10 September	Lincolnshire (Kirton, Old Leake, Gosberton)	0	3	0
10 September	Wellesbourne, Warwick	1	2	0.5
8 September	Cornwall (Gwinear, Mithian, Cury Cross, Veryan)	0	4	0
7 September	Wellesbourne, Warwick	0	2	0
3 September	Lincolnshire (Kirton, Old Leake, Gosberton)	0	3	0
3 September	Wellesbourne, Warwick	0	2	0
1 September	Cornwall (Gwinear, Mithian, Cury Cross, Veryan)	1	4	0.25

### Diamondback moth monitoring in commercial crops 2021 – August

Pheromone traps are being set up in a number of locations in commercial crops. Information from these locations (pheromone traps sponsored by FMC) is summarized on this web page:

<https://warwick.ac.uk/fac/sci/lifesci/wcc/research/pests/plutella/trapping2021>. Captures are summarized below.

Date	Location	Number of moths	Number of traps	Mean number of moths per trap
31 August	Wellesbourne, Warwick	0	2	0
27 August	Lincolnshire (Kirton, Old Leake, Gosberton)	0	3	0
27 August	Wellesbourne, Warwick	0	2	0
24 August	Wellesbourne, Warwick	0	2	0
20 August	Wellesbourne, Warwick	0	2	0
20 August	Lincolnshire (Kirton, Old Leake, Gosberton)	0	3	0
18 August	Cornwall (Gwinear, Mithian, Cury Cross, Veryan)	17	4	4.25
17 August	Wellesbourne, Warwick	0	2	0
13 August	Lincolnshire (Kirton, Old Leake, Gosberton)	0	3	0
13 August	Wellesbourne, Warwick	0	2	0
11 August	Cornwall (Gwinear, Mithian, Cury Cross, Veryan)	6	4	15
10 August	Wellesbourne, Warwick	0	2	0
6 August	Lincolnshire (Kirton, Old Leake, Gosberton)	5	3	1.7
6 August	Wellesbourne, Warwick	0	2	0
3 August	Wellesbourne, Warwick	0	2	0

## Diamondback moth monitoring in commercial crops 2021 – July

Pheromone traps are being set up in a number of locations in commercial crops. Information from these locations (pheromone traps sponsored by FMC) is summarized on this web page:

<https://warwick.ac.uk/fac/sci/lifesci/wcc/research/pests/plutella/trapping2021>. Captures are summarized below.

Date	Location	Number of moths	Number of traps	Mean number of moths per trap
30 July	Wellesbourne, Warwick	0	2	0
27 July	Wellesbourne, Warwick	0	2	0
26 July	Scotland	81	10	8.1
23 July	Wellesbourne, Warwick	0	2	0
22 July	Lincolnshire (Kirton, Old Leake, Gosberton)	1	3	0.3
22 July	Cornwall (Gwinear, Mithian, Cury Cross, Veryan)	28 (21 at one site)	4	7
20 July	Wellesbourne, Warwick	0	2	0
19 July	Scotland	41	10	4.1
18 July	Wellesbourne, Warwick	0	2	0
15 July	Cornwall (Gwinear, Mithian, Cury Cross, Veryan)	26 (23 at one site)	4	6.5
15 July	Lincolnshire (Kirton, Old Leake, Gosberton)	0	3	0
13 July	Wellesbourne, Warwick	0	2	0
12 July	Scotland	35	10	3.5
12 July	Lancashire	26	6	4.3
9 July	Cornwall (Gwinear, Mithian, Cury Cross, Veryan)	2	4	0.5
9 July	Wellesbourne, Warwick	1	2	0.5
8 July	Lincolnshire (Kirton, Old Leake, Gosberton)	3	3	1
6 July	Wellesbourne, Warwick	4	2	2
5 July	Scotland	26	10	2.6
5 July	Lancashire	22	6	3.6
2 July	Cornwall (Gwinear, Mithian, Cury Cross, Veryan)	5	4	1.25
2 July	Wellesbourne, Warwick	0	2	0

### Diamondback moth monitoring in commercial crops 2021 – June

Date	Location	Number of moths	Number of traps	Mean number of moths per trap
29 June	Wellesbourne, Warwick	1	2	0.5
28 June	Scotland	13	10	1.3
25 June	Lancashire	18	6	3
25 June	Wellesbourne, Warwick	0	2	0
24 June	Cornwall (Gwinear, Mithian, Cury Cross, Veryan)	0	4	0
24 June	Lincolnshire (Kirton, Old Leake, Gosberton)	16	3	5.3
22 June	Wellesbourne, Warwick	2	2	1
21 June	Scotland	26	10	2.6
18 June	Lancashire	28	6	4.6
18 June	Wellesbourne, Warwick	3	2	1.5
17 June	Lincolnshire (Kirton, Old Leake, Gosberton)	5	3	1.7
15 June	Wellesbourne, Warwick	0	2	0
15 June	Cornwall (Gwinear, Mithian, Cury Cross, Veryan)	7	4	1.7
4 June	Scotland	9	10	0.9
11 June	Wellesbourne, Warwick	4	2	2
11 June	Lancashire	28	6	4.7
10 June	Cornwall (Gwinear, Mithian, Cury Cross, Veryan)	0	4	0
8 June	Lancashire	2	6	0.3
8 June	Wellesbourne, Warwick	5	2	2.5
7 June	Scotland	5	8	6.25
4 June	Wellesbourne, Warwick	3	2	1.5
3 June	Cornwall (Gwinear, Mithian, Cury Cross, Veryan)	3	3	1
3 June	Lincolnshire (Kirton, Old Leake, Gosberton)	4	3	1.3
1 June	Wellesbourne, Warwick	0	2	0
1 June	Lancashire	0	6	0



In partnership with



### Diamondback moth monitoring in commercial crops 2021 - May

Date	Location	Number of moths	Number of traps	Mean number of moths per trap
31 May	Scotland	0	8	0
28 May	Wellesbourne, Warwick	0	2	0
27 May	Cornwall (Gwinear, Mithian, Cury Cross, Veryan)	0	4	0
25 May	Lancashire – traps out since 22 <sup>nd</sup> April	0	6	0
25 May	Wellesbourne, Warwick	0	2	0
24 May	Scotland	0	8	0
21 May	Wellesbourne, Warwick	0	2	0
20 May	Cornwall (Gwinear, Mithian, Cury Cross, Veryan)	0	4	0
18 May	Wellesbourne, Warwick	1	2	0.5
14 May	Wellesbourne, Warwick	0	2	0
13 May	Lincolnshire (Kirton, Old Leake, Gosberton)	8	3	2.7
13 May	Cornwall (Gwinear, Mithian, Cury Cross, Veryan)	1	4	0.25
11 May	Wellesbourne, Warwick	0	2	0
7 May	Wellesbourne, Warwick	0	2	0
6 May	Cornwall (Gwinear, Mithian, Veryan)	2	3	0.7
6 May	Lincolnshire (Kirton, Old Leake, Gosberton)	0	3	0
4 May	Wellesbourne, Warwick	0	2	0



In partnership with



### Diamondback moth monitoring in commercial crops 2021 - April

Date	Location	Number of moths	Number of traps	Mean number of moths per trap
30 Apr	Lincolnshire (Kirton, Old Leake, Gosberton)	0	3	0
30 Apr	Wellesbourne, Warwick	1	2	0.5
29 Apr	Cornwall (Gwinear, Mithian, Cury Cross)	3	3	1
27 Apr	Wellesbourne, Warwick	0	2	0
23 Apr	Lincolnshire (Kirton, Old Leake, Gosberton)	0	3	0
23 Apr	Wellesbourne, Warwick (set up 20 Apr)	1	2	0.5
22 Apr	Cornwall (Gwinear, Mithian, Cury Cross)	4	3	1.2
16 Apr	Lincolnshire (Kirton, Old Leake, Gosberton)	0	3	0
14 Apr	Gwinear, Cornwall	1	1	1



In partnership with

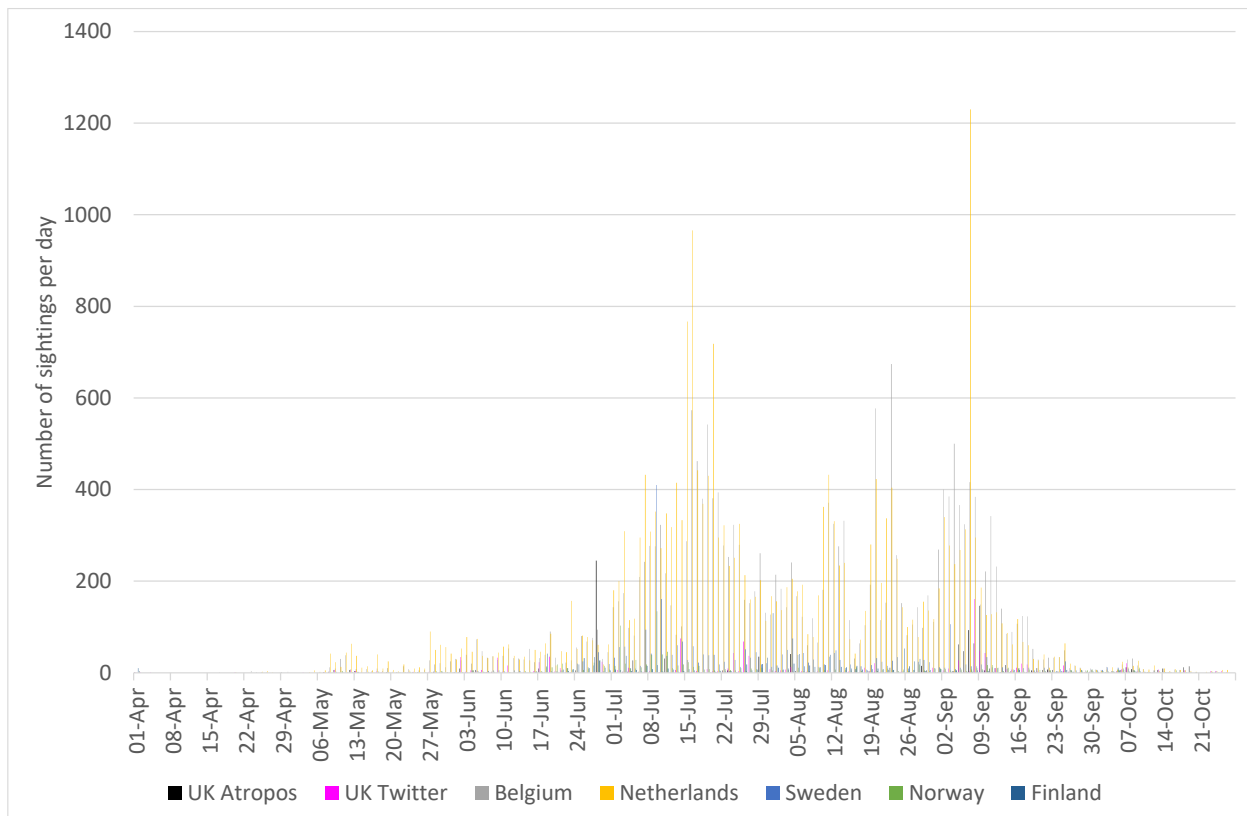


### Silver Y moth citizen science sightings 2021

You can see the citizen science counts here:

<https://warwick.ac.uk/fac/sci/lifesci/wcc/research/pests/silvery/sysightings2021>

The graph below shows sightings by citizen scientists in 2021.



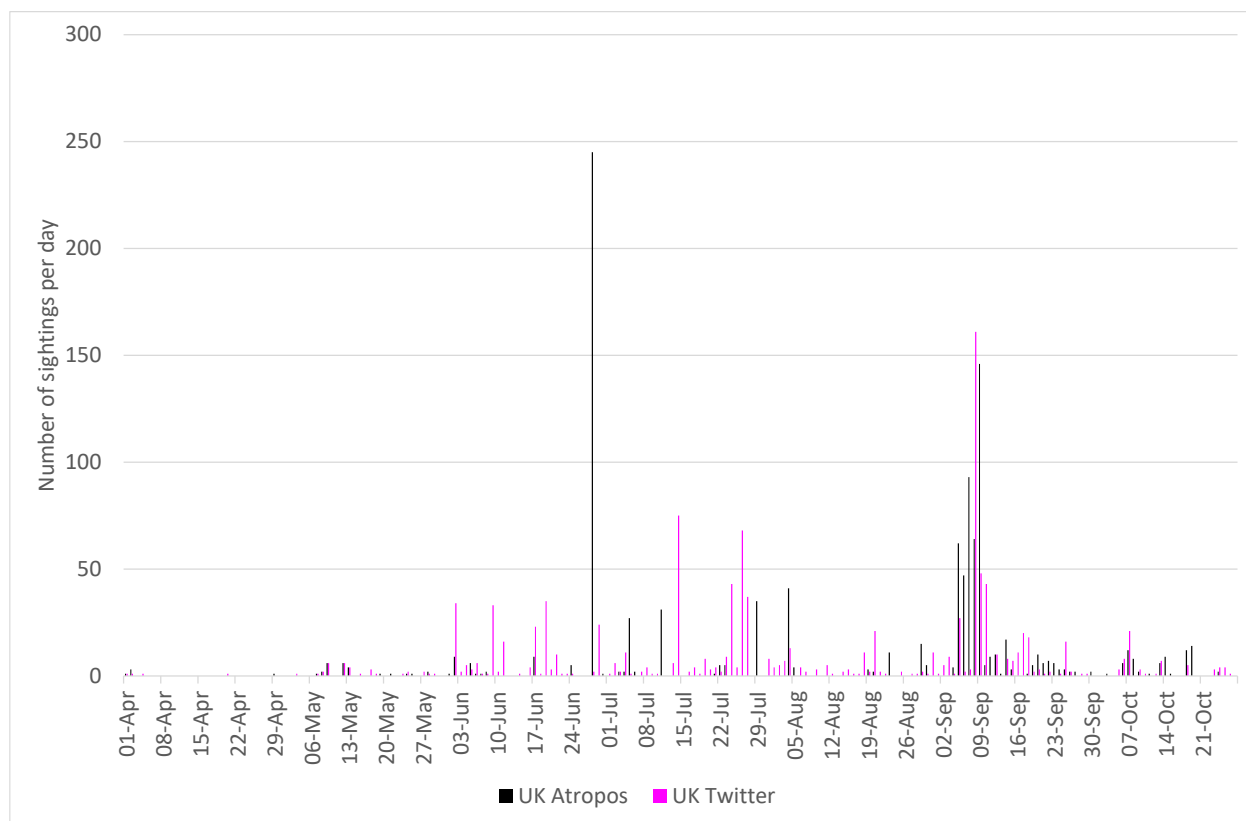


In partnership with



### Silver Y moth citizen science sightings 2021

The graph below shows sightings by citizen scientists in the UK in 2021.





In partnership with



Numbers of butterflies and moths captured at Wellesbourne in 2021

Date	Diamond-back moth (2 pheromone traps)	Cabbage moth (2 pheromone traps)	Silver Y moth (2 pheromone traps)	Turnip moth (2 pheromone traps)	Small white butterfly (3 water traps)	Large white butterfly (3 water traps)
23 Apr	1	0	0	0	0	0
27 Apr	0	0	0	0	0	0
30 Apr	1	0	0	0	0	0
4 May	0	0	0	0	0	0
7 May	0	0	0	0	0	0
11 May	0	0	0	0	0	0
14 May	0	0	1	0	0	0
18 May	1	0	0	0	0	0
21 May	0	0	0	0	0	0
25 May	0	0	0	1	0	0
28 May	0	0	0	0	0	0
1 June	0	0	1	4	0	0
4 June	3	0	0	1	0	0
8 June	5	0	0	0	0	0
11 June	4	0	1	1	0	0
15 June	0	0	0	1	0	0
18 June	3	0	0	0	0	0
22 June	2	0	1	3	0	0
25 June	0	0	0	1	0	0
29 June	1	0	0	2	0	0
2 July	0	0	0	3	0	0
6 July	4	0	0	2	0	0
9 July	1	0	1	2	0	0
13 July	0	0	0	0	0	0
16 July	0	0	0	0	1	0
20 July	0	0	0	0	1	0

### Numbers of butterflies and moths captured at Wellesbourne in 2021

Date	Diamond-back moth (2 pheromone traps)	Cabbage moth (2 pheromone traps)	Silver Y moth (2 pheromone traps)	Turnip moth (2 pheromone traps)	Small white butterfly (3 water traps)	Large white butterfly (3 water traps)
23 July	0	0	0	0	0	0
27 July	0	0	0	1	1	0
30 July	0	0	0	0	0	0
3 August	0	0	0	0	0	0
6 August	0	0	0	0	0	0
10 August	0	0	0	2	0	0
13 August	0	0	0	1	0	0
17 August	0	0	0	0	0	0
20 August	0	0	0	3	0	0
24 August	0	0	0	2	0	0
27 August	0	0	0	4	0	0
31 August	0	0	0	2	0	0
3 September	0	0	0	1	2	0
7 September	0	0	0	4	4	0
10 September	1	0	0	3	2	0
14 September	0	0	0	4	0	0
17 September	0	0	0	1	0	0
21 September	0	0	0	2	0	0
24 September	0	0	0	0	0	0
28 September	0	0	1	0	0	0
1 October	0	0	0	0	0	0
5 October	0	0	0	0	0	0
8 October	0	0	0	2	0	0
12 October	0	0	0	0	0	0
Traps removed at Wellesbourne						



In partnership with



## Background

The caterpillars of a number of species of moth and butterfly can be pests of brassica crops:

Species	Activity periods	Importance
Small white butterfly ( <i>Pieris rapae</i> )	May/June and late summer – more abundant in late summer	Can be damaging and hard to see on plants
Large white butterfly ( <i>Pieris brassicae</i> )	May/June and late summer – more abundant in late summer	Can be damaging but usually attacks a small number of plants and damage is generally obvious
Cabbage moth ( <i>Mamestra brassicae</i> )	May/June and late summer – more abundant in late summer	Localised pest – can be hard to see on plants when young
Garden pebble moth ( <i>Evergestis forficalis</i> )	May/June and late summer – more abundant in late summer	Localised pest – hard to see on plants
Diamond-back moth ( <i>Plutella xylostella</i> )	Migrant and can arrive at any time – usually from June onwards	Can be very damaging and hard to see on plants when small
Silver Y moth ( <i>Autographa gamma</i> )	Migrant and can arrive at any time from early spring	Rarely causes significant damage on brassicas
Turnip moth (cutworm) ( <i>Agrotis segetum</i> )	Late May-early July, sometimes a second generation in later summer – forecast available	Rarely causes significant damage on brassicas



In partnership with



## Historical information from 2020

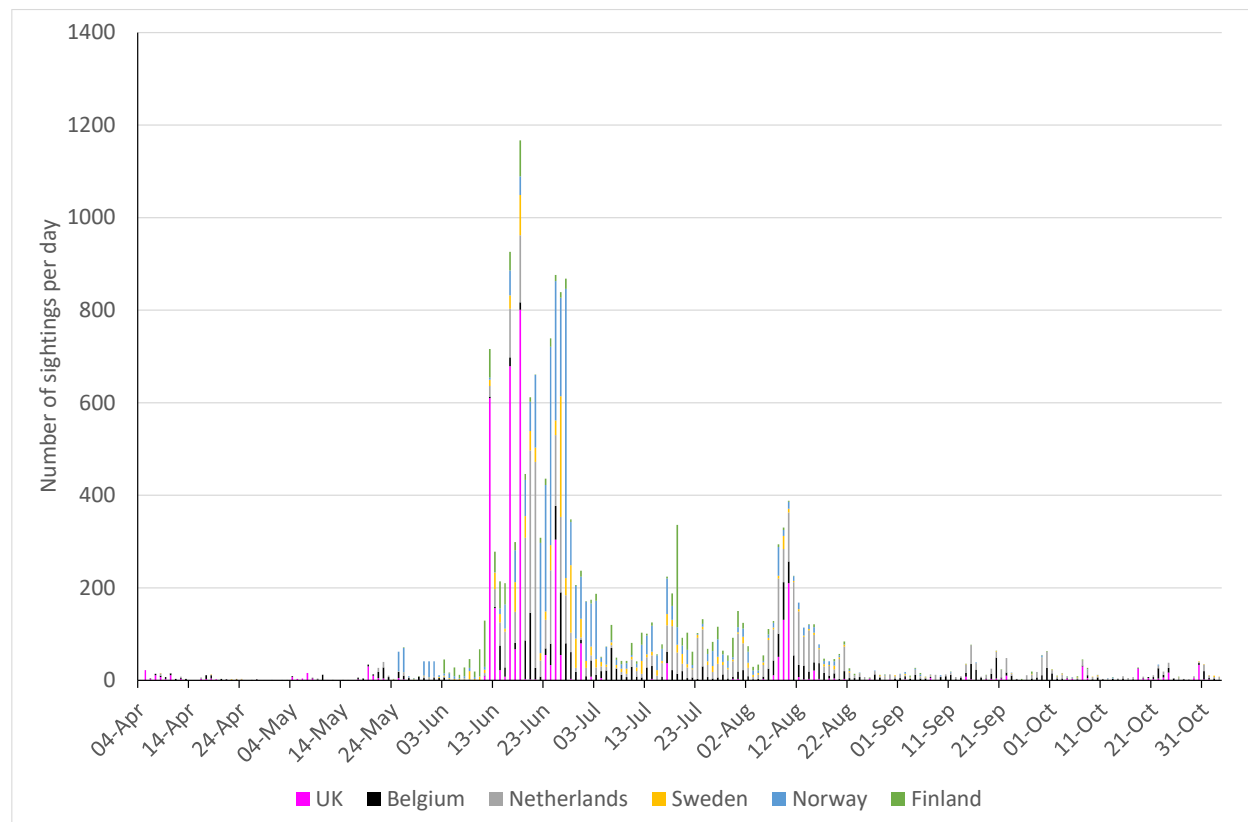
### Monitoring information 2020

#### Diamondback moth

What was probably the first influx of migrant diamondback moths occurred over the weekend 4<sup>th</sup>-5<sup>th</sup> April and you can see the citizen science counts from then on here:

<https://warwick.ac.uk/fac/sci/lifesci/wcc/research/pests/plutella/sightings2020/>

The graph below shows sightings by citizen scientists in 2020.







In partnership with

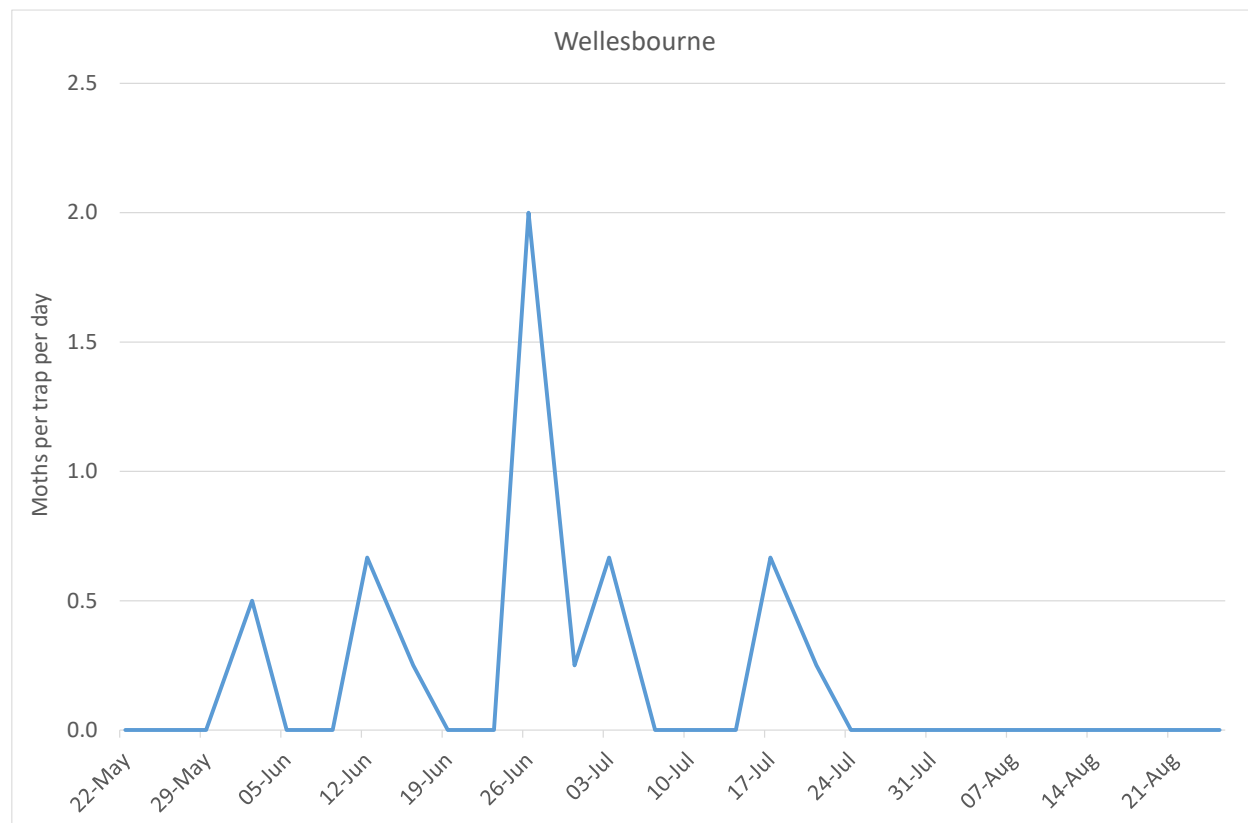


### Diamondback moth monitoring in commercial crops 2020

Pheromone traps were set up in a number of locations in commercial crops. Information from these locations (pheromone traps sponsored by FMC) is summarized on this web page:

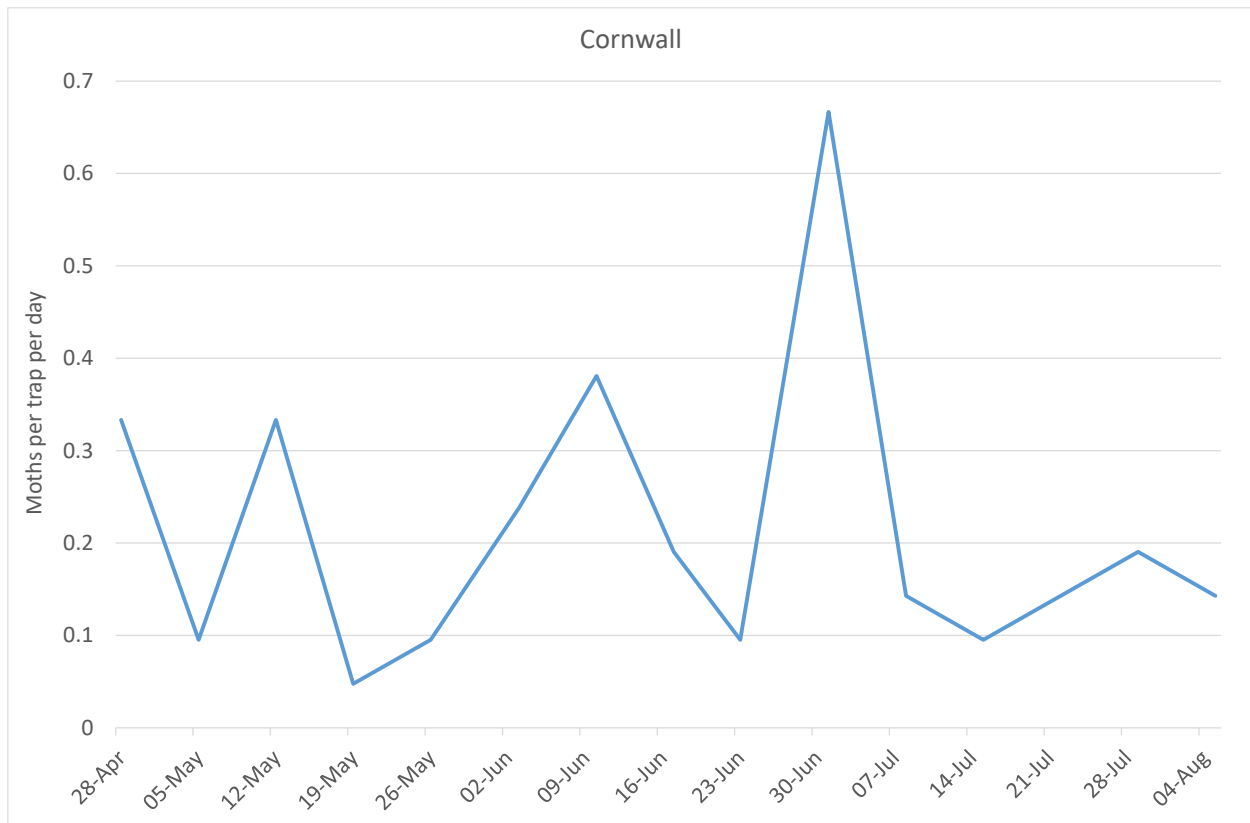
<https://warwick.ac.uk/fac/sci/lifesci/wcc/research/pests/plutella/trapping2020>

Below are summaries from four locations/regions.



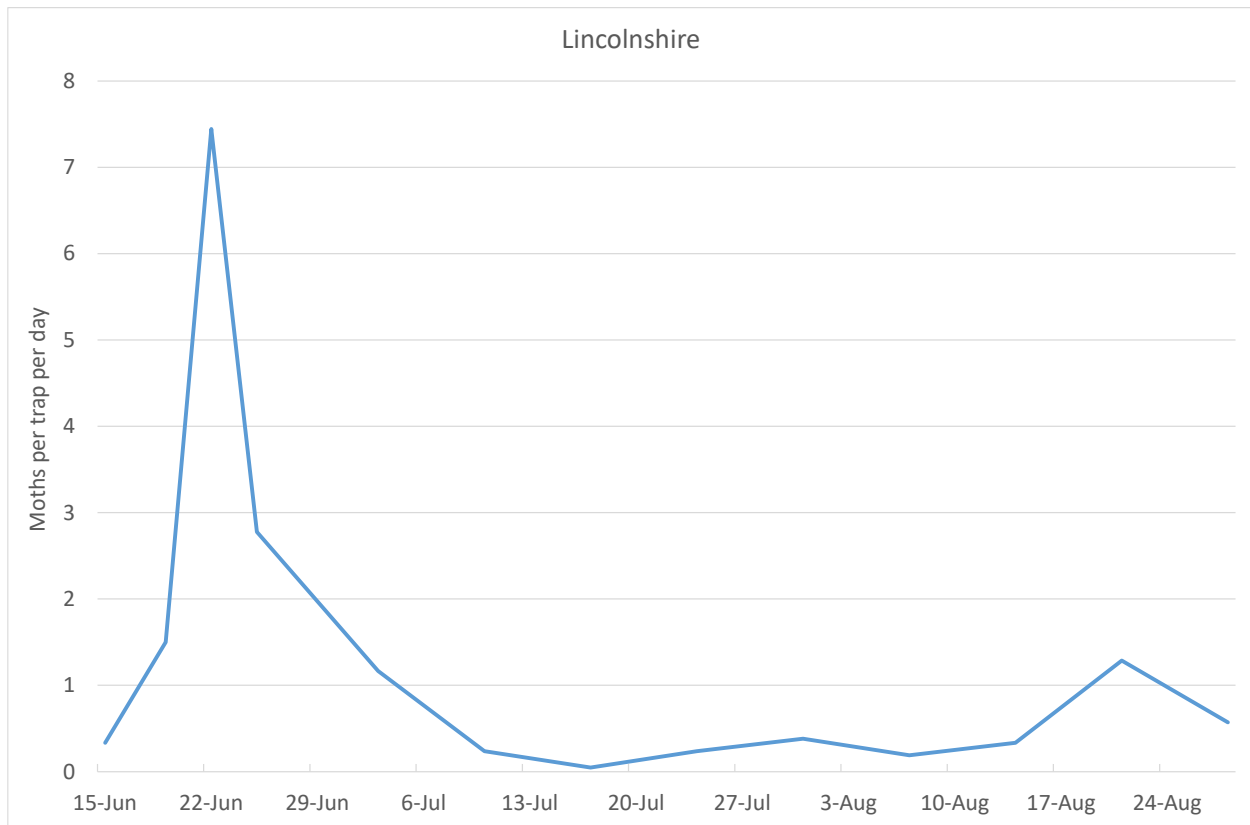


In partnership with



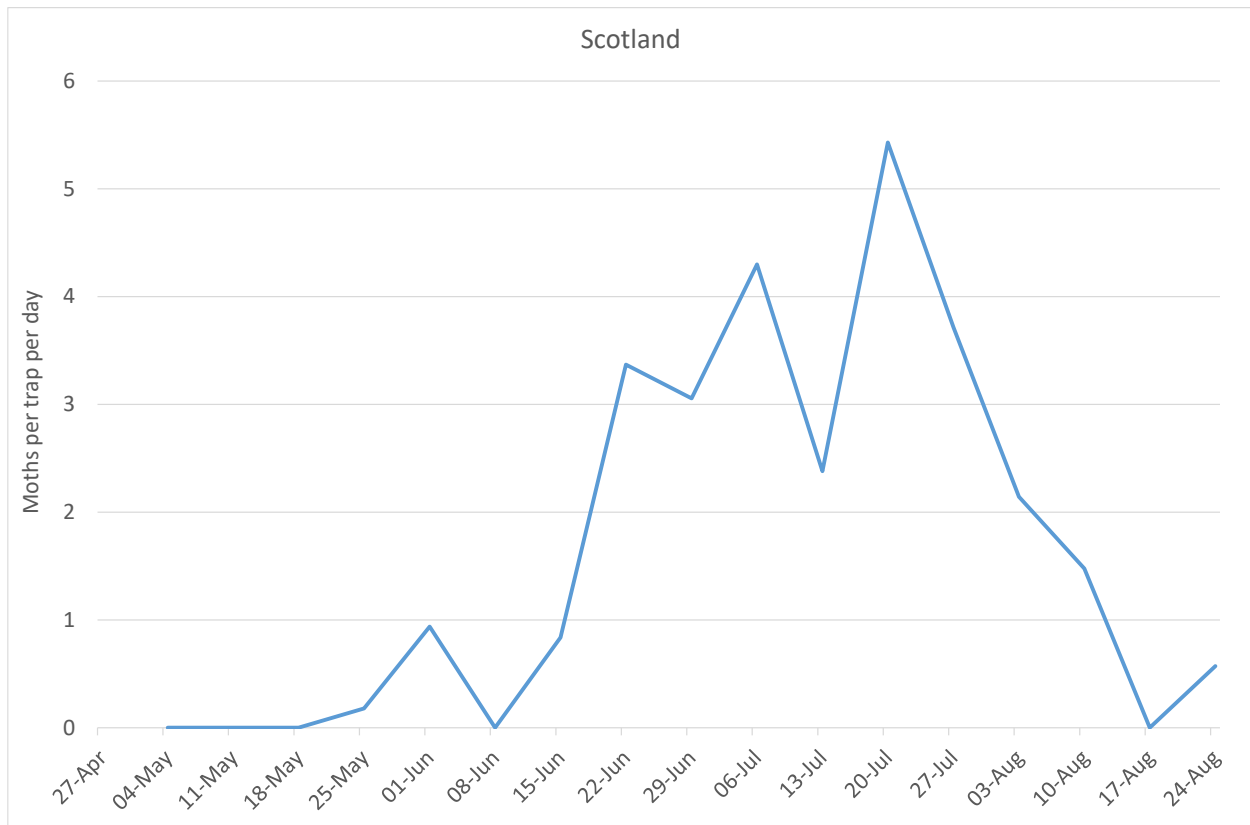


In partnership with





In partnership with





In partnership with

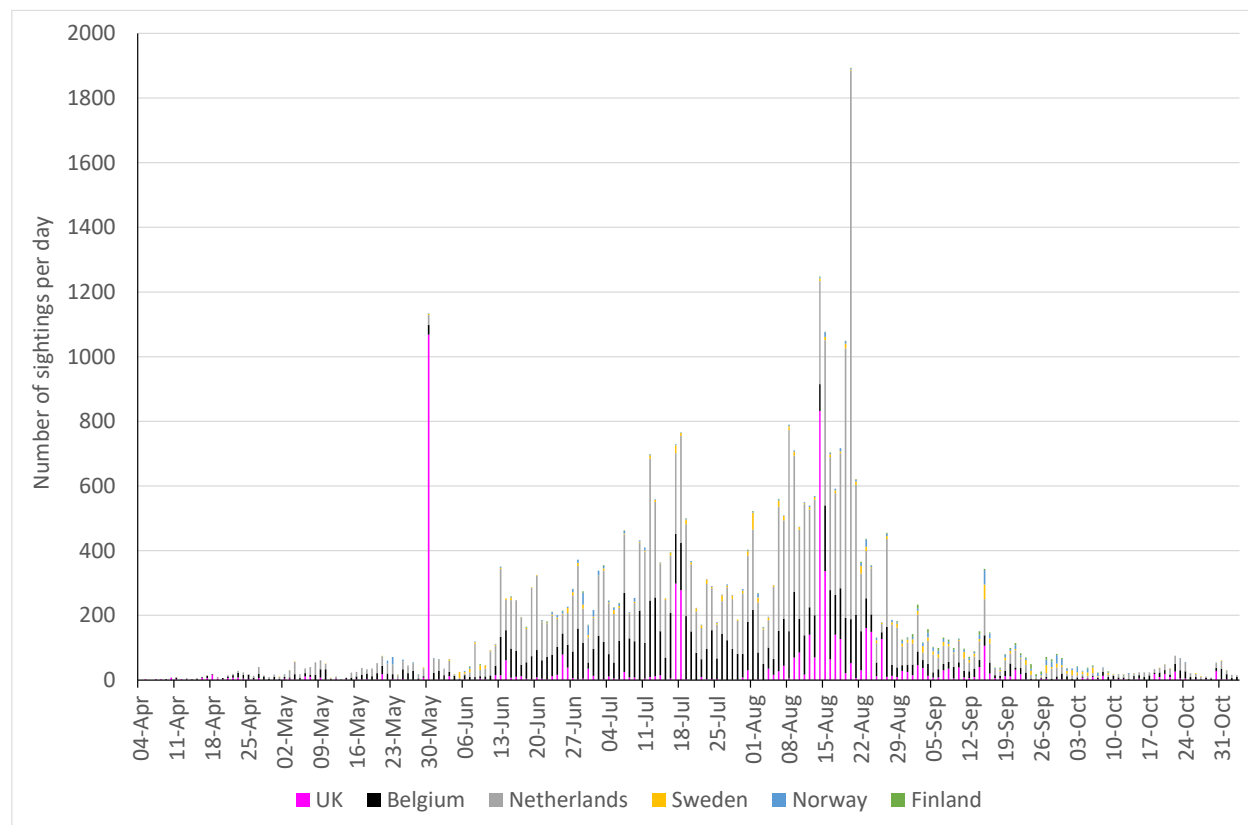


### Silver Y moth 2020

A very small number of silver Y moths were seen at the same time as the first diamondback moths and you can see the counts here:

<https://warwick.ac.uk/fac/sci/lifesci/wcc/research/pests/silvery/sysightings2020>

The graph below shows sightings by citizen scientists in 2020. There was a large influx of silver Y moths to Ireland/Outer Hebrides around 30<sup>th</sup> May.



In partnership with



Numbers of butterflies and moths captured at Wellesbourne in 2020.

Date	Diamond-back moth (2 pheromone traps)	Cabbage moth (2 pheromone traps)	Silver Y moth (2 pheromone traps)	Turnip moth (2 pheromone traps)	Small white butterfly (no. water traps)	Large white butterfly (no. water traps)
22 May	0	0	0	1	0	0
26 May	0	0	0	7	0	0
29 May	0	0	0	6	0	0
2 June	2	0	0	7	0	0
5 June	0	0	0	5	0	0
9 June	0	0	1	6	0	0
12 June	2	0	0	2	0	0
16 June	1	0	0	2	0	0
19 June	0	0	1	1	0	0
23 June	0	0	0	0	0	0
26 June	6	0	0	1	0	0
30 June	1	0	0	0	0	0
3 July	2	0	0	1	0	0
7 July	0	0	0	0	2	0
10 July	0	0	0	0	2	0
14 July	0	0	1	0	0	0
17 July	2	0	2	0	3	0
21 July	1	0	0	3	0	0
24 July	0	0	0	2	2	0
28 July	0	0	0	1	0	0
31 July	0	0	0	0	1	0
4 August	0	0	0	0	1	0
7 August	0	0	0	1	1	0
11 August	0	0	0	0	2	0

In partnership with



Numbers of butterflies and moths captured at Wellesbourne in 2020.

Date	Diamond-back moth (2 pheromone traps)	Cabbage moth (2 pheromone traps)	Silver Y moth (2 pheromone traps)	Turnip moth (2 pheromone traps)	Small white butterfly (no. water traps)	Large white butterfly (no. water traps)
14 Aug	0	0	1	1	3	0
18 Aug	0	0	0 (6 in 3 water traps)	5	3	0
21 Aug	0	0	5	25	8	0
25 Aug	0	0	3	25	1	0
28 Aug	0	0	4	8	1	0
1 Sep	0	0	7 (4 in water traps)	13	4	0
4 Sep	0	0	2	4	5	0
8 Sep	0	0	0	0	4	0
11 Sep	0	0	1	0	1	0
15 Sep	0	0	0	0	2	0
18 Sep	0	0	0	0	0	0
22 Sep	0	0	0	1	0	0
25 Sep	0	0	0	0	0	0
29 Sep	0	0	2	4	0	0
2 Oct	0	0	0	0	0	0
6 Oct	0	0	1	0	0	0
9 Oct	0	0	1	0	0	0
13 Oct	0	0	0	0	0	0
16 Oct	0	0	1	0	0	0
20 Oct	0	0	1	2	0	0
23 Oct	0	0	1	1	0	0
26 Oct	0	0	0	1	0	0
30 Oct	0	0	1	2	0	0
3 Nov	0	0	0	1	0	0