



## CARROT FLY – 25 June 2020

Page	Contents
1	Introduction
2	Carrot fly forecasts 2020
4	Carrot fly monitoring at Wellesbourne 2020
6	Historical information from 2019

### **Introduction**

The forecast outputs below are based on weather data collected by Plantsystems Limited and funded by Syngenta. The forecasts predict the timing of fly activity. They do not predict the number of insects present in the crop, as this depends on the size of the local fly population. For control purposes, we consider that the pest has become active when 10% of the insects have emerged/laid eggs and that the peak of activity has occurred when 50% have emerged/laid eggs. The predictions will change over time depending on weather conditions.



In partnership with



**Carrot fly forecasts 2020**

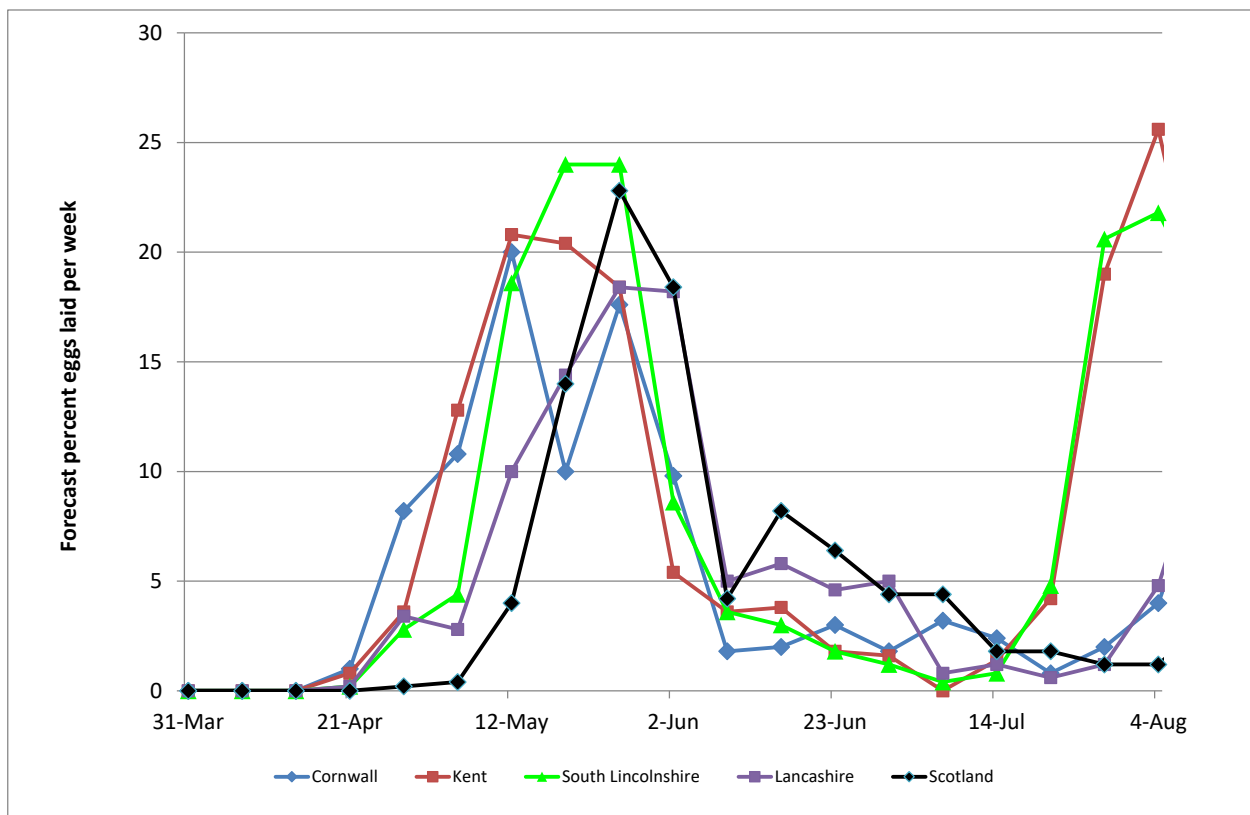
<b>Region</b>	<b>First generation Forecast 10% EMERGENCE in 2020</b>	<b>First generation Forecast 10% EGG-LAYING in 2020</b>	<b>First generation Forecast 50% EGG-LAYING in 2020</b>	<b>Second generation Forecast 10% EMERGENCE in 2020</b>
Cornwall (Newquay)	14 Apr	29 Apr	16 May	31 Jul
Kent (Sittingbourne)	13 Apr	30 Apr	17 May	16 Jul
Suffolk (Woodbridge)	14 Apr	3 May	19 May	17 Jul
Wellesbourne (Warwick)	11 Apr	24 Apr	7 May	7 Jul
Norfolk (Norwich)	16 Apr	6 May	19 May	20 Jul
South Lincolnshire (Boston)	16 Apr	5 May	16 May	16 Jul
Nottingham (Bilsthorpe)	15 Apr	4 May	20 May	19 Jul
Lancashire (Ormskirk)	17 Apr	5 May	25 May	1 Aug
York (Market Weighton)	17 Apr	3 May	19 May	18 Jul
Scotland (Blairgowrie)	18 Apr	14 May	25 May	7 Aug



In partnership with



The graph below shows the forecast pattern of egg-laying in 2020 by carrot fly at 5 of sites in the table above.





In partnership with



**Carrot fly monitoring 2020**

Trap captures at Wellesbourne in 2020 are summarised below. The traps have been out all winter.

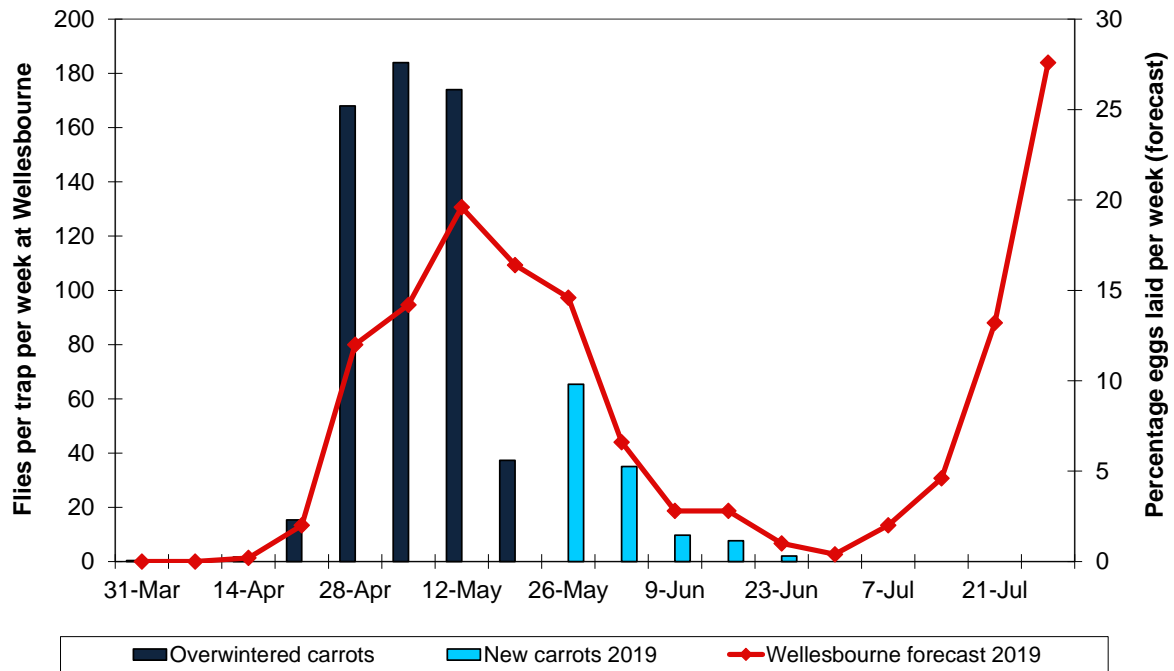
Date	Adult carrot flies (overwintered carrots) (total on 3 traps)
8 Jan – 17 Mar	0
24 Mar	1
31 Mar	1
7 Apr	0
14 Apr	5
21 Apr	46
28 Apr	504
1 May	59
5 May	493
8 May	90
12 May	432
15 May	66
19 May	46 – moved to new carrot plot
22 May	140
26 May	56
29 May	60
2 June	45
5 June	15
9 June	14
12 June	8
16 June	15
19 June	4
23 June	2



In partnership with



The graph below compares trap captures at Wellesbourne with forecast egg-laying for 2020.



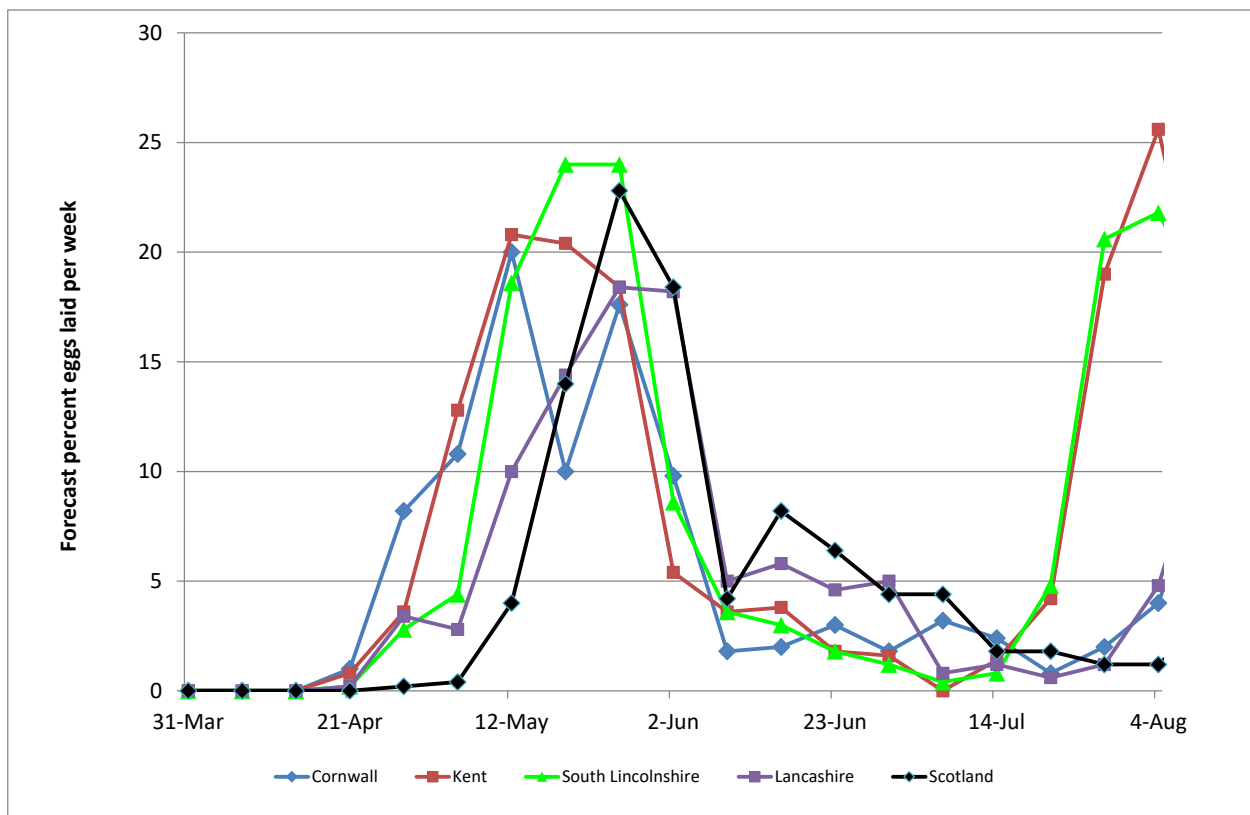


In partnership with



**Historical information from 2019**

This graph shows the forecast pattern of egg-laying in 2019 for 5 sites from the table above.



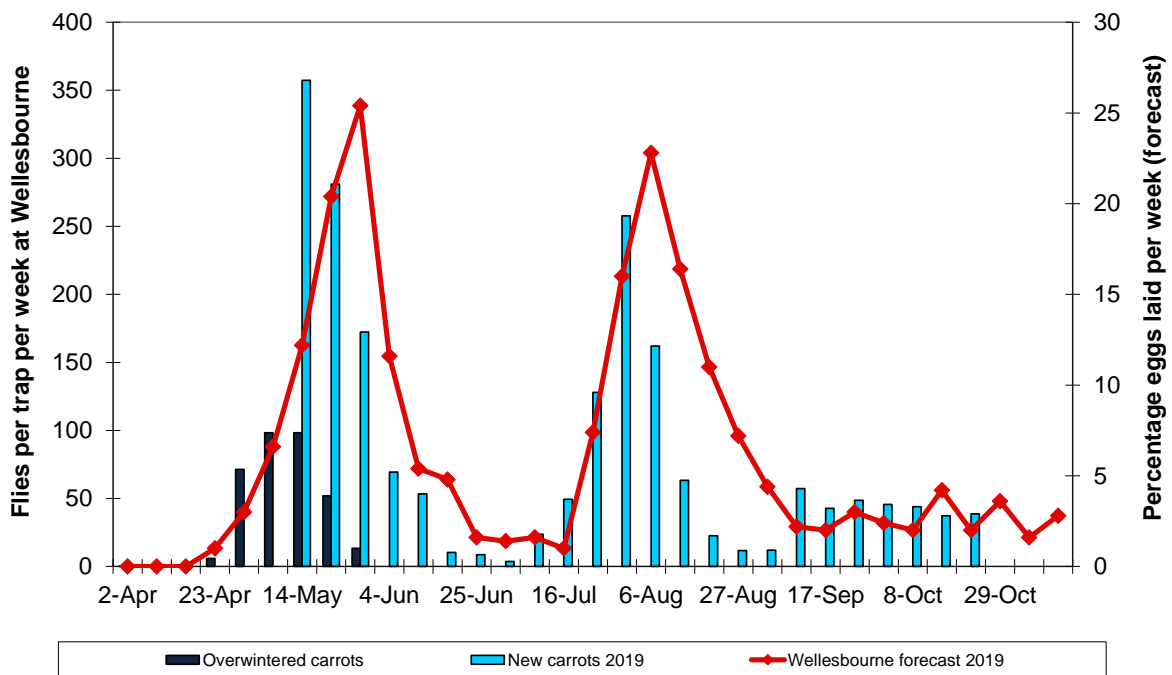


syngenta.

In partnership with



This graph shows the forecast pattern of **egg-laying in 2019** at Wellesbourne compared with fly captures on sticky traps in a plot of overwintered carrots and, later on, in a newly-sown plot of carrots.





syngenta.

In partnership with



THE UNIVERSITY OF  
WARWICK



Trap captures at Wellesbourne in 2019 are summarised below. The traps have been out all winter.

Date	Adult carrot flies (overwintered carrots) (total on 3 traps)	Adult carrot flies (new carrots) (total on 3 traps)
8 Jan	0	
5 Mar	0	
12 Mar	0	
19 Mar	0	
26 Mar	0	
2 April	1	
9 April	0	
16 April	4	
23 April	18	
26 April	36	
30 April	178	
3 May	89	
7 May	206	-
10 May	91	374
14 May	204	698
17 May	88	555
21 May	68	288
24 May	19	380
28 May	21	137
31 May	-	92
4 June		116
7 June		133
11 June		27





In partnership with



Trap captures at Wellesbourne in 2019 are summarised below. The traps have been out all winter.

Date	Adult carrot flies (overwintered carrots) (total on 3 traps)	Adult carrot flies (new carrots) (total on 3 traps)
14 June		4
18 June		27
21 June		15
25 June		11
28 June		5
2 July		6
5 July		8
9 July		63
12 July		59
16 July		89
19 July		58
23 July		326
26 July		360
30 July		413
2 August		232
6 August		254
9 August		133
13 August		57
16 August		22
20 August		46
23 August		27
27 August		8
30 August		10
3 September		26
6 September		50
10 September		122
13 September		58
17 September		70



syngenta.

In partnership with



Trap captures at Wellesbourne in 2019 are summarised below. The traps have been out all winter.

<b>Date</b>	<b>Adult carrot flies (overwintered carrots) (total on 3 traps)</b>	<b>Adult carrot flies (new carrots) (total on 3 traps)</b>
20 September	-	63
24 September		83
27 September		48
1 October		89
4 October		36
7 October		96
11 October		49
15 October		63
18 October		74
22 October		42
25 October		36
29 October		25